



Emergency Lockdown Information

Many of the SecureAll, SecureAll/Onity and Salto locks across campus have a feature incorporated in their design to enable a Lockdown mode in the case of a Campus emergency. This feature is for emergency use only.

Several types of locks have this feature enabled, and the way to activate the Lockdown mode is slightly different depending on the hardware of the door and what type of lock (Salto/SecureALL/Onity) is installed. Please familiarize yourself with the following information that highlights the differences between the types of locks and hardware, and how to be prepared in a situation where this is needed.

The information below is also posted inside of the rooms across campus that have these types of locks installed.

Please remember that in the case of any emergency you should call Campus Safety or Emergency Services at 408-554-4444 or 911

SecureALL or SecureALL/Onity Lever Doors (Left-Handed or Right-Handed)

You will know that this lock is a “Lockdown Enabled Door” if you see either of the stickers below on the inside of the lock:



To activate Lockdown Mode—**turn the door handle quickly three times**

- When activated, a single beep will sound and a flashing red light will appear
- Contact Campus Safety at (408) 554-4444 to provide information about situation
- Once activated, only Campus Safety or Emergency Responders can unlock the door
- Door remains in Lockdown mode until Campus Safety deactivates
- Anyone inside the room can open the door to exit or let others in



SANTA CLARA UNIVERSITY

SecureALL or SecureALL/Onity Push-Bar Doors (aka panic doors)

You will know that this lock is a “Lockdown Enabled Door” if you see the sticker below on the inside of the lock:

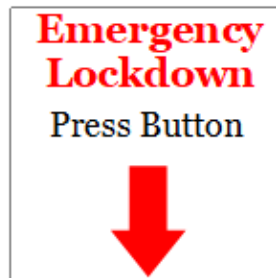


To activate Lockdown Mode—**press the red button under the push bar 3 times**

- When activated, a single beep will sound and a flashing red light will appear
- Contact Campus Safety at (408) 554-4444 to provide information about situation
- Once activated, only Campus Safety or Emergency Responders can unlock the door
- Door remains in Lockdown mode until Campus Safety deactivates
- Anyone inside the room can open the door to exit or let others in

Salto Lever Doors with button above handle

You will know that this lock is a “Lockdown Enabled Door” if you see the sticker below on the inside of the lock:



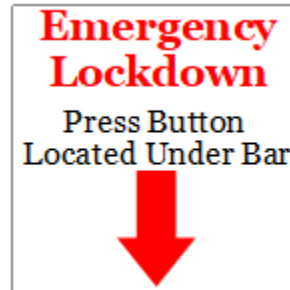
To activate Lockdown Mode—**press the button below the arrow one time**

- When activated, a single beep will sound
- Contact Campus Safety at (408) 554-4444 to provide information about situation
- Once activated, only Campus Safety or Emergency Responders can unlock the door
- Door remains in Lockdown mode until Campus Safety deactivates
- Anyone inside the room can open the door to exit or let others in



Salto Push-Bar Doors (aka panic doors)

You will know that this lock is a “Lockdown Enabled Door” if you see the sticker below on the inside of the door:

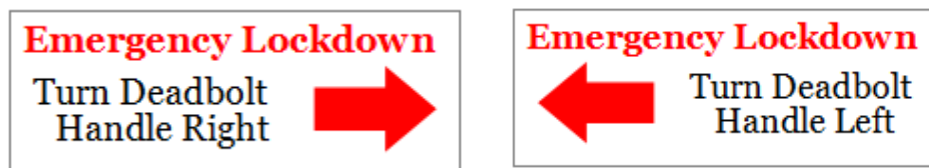


To activate Lockdown Mode—**press button located under bar one time**

- When activated, a single beep will sound
- Contact Campus Safety at (408) 554-4444 to provide information about situation
- Once activated, only Campus Safety or Emergency Responders can unlock the door
- Door remains in Lockdown mode until Campus Safety deactivates
- Anyone inside the room can open the door to exit or let others in

Salto Lever Doors with Deadbolt

You will know that this lock is a “Lockdown Enabled Door” if you see either of the stickers below on the inside of the lock:



To activate Lockdown Mode—**turn the deadbolt in the direction of the arrow**

- When activated, a single beep will sound
- Contact Campus Safety at (408) 554-4444 to provide information about situation
- Once activated, only Campus Safety or Emergency Responders can unlock the door
- Door remains in Lockdown mode until Campus Safety deactivates
- Anyone inside the room can open the door to exit or let others in